

# Lymphedema Pump Instructions

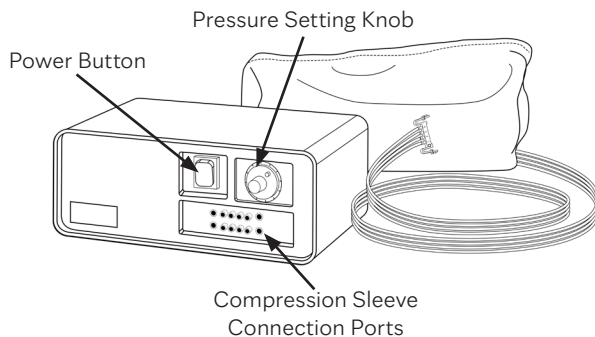


For specific instructions related to the usage, cleaning, maintenance, or warranty of your lymphedema pump, refer to your manufacturer provided instructions.

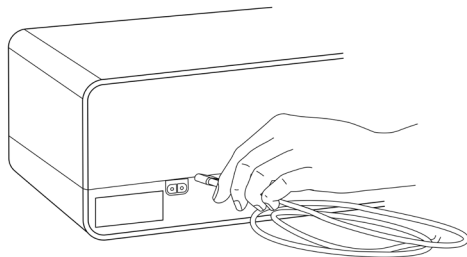
## PROPER USE INSTRUCTIONS

Always confirm proper use instructions for your lymphedema pump with your provider. In most cases, the instructions below are generally applicable:

- Place the pump on a clean, dry, flat surface.

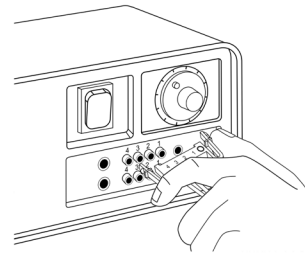


- Connect the power cord to the back of the device.

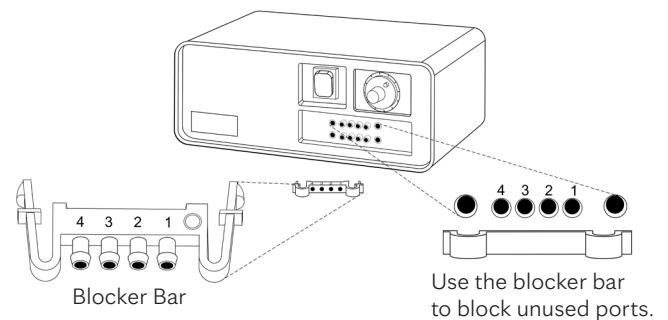


- Plug the device directly into an electrical outlet.
- Keep other items away from the pump to maximize intake of airflow.
- Connect the compression sleeve plug into the top row of the pump.
- Slide the sleeve over the arm, trunk, or leg.
  - When applying to the arm, be sure to rest it in a comfortable position. You can use a pillow.
  - When applying to the leg, be sure to recline the leg(s).
  - Always wear lightweight clothing. Do not wear sweaters, sweatpants, or items with heavier fabrics while using your pump.

- Connect the sleeves tubing to the lymphedema pump.



- The blocker bar is used to block unused ports on your device so that you still receive appropriate pressure. You may only use this if your therapy is for one specific limb.



- Set the desired pressure.
- Turn the pump power button to the on position.
- Use lymphedema pump only for the time as prescribed/recommended by your provider.

## CLEANING INSTRUCTIONS

### As needed:

- You may clean the pump, tubing, and sleeves by spot cleaning with a damp cloth. **Always unplug the pump first!**
- If using a disinfectant, avoid using those with harsh or skin irritating cleaners.
- **Note:** There is a procedure for handwashing the pump sleeves. Use the manufacturer provided manual to follow in precise detail to avoid damaging the pump.
- Reminder: Patients may be financially responsible for the return of damaged equipment.

## TROUBLESHOOTING

---

If unable to effectively troubleshoot contact the Mayo Clinic Store for further assistance. Mayo Clinic Store only troubleshoots lymphedema pumps over the phone. Exchanges or replacements of these devices or supplies are only done during business hours.

ISSUE	CHECK
Pump will not turn on.	<ul style="list-style-type: none"><li>• Check the pump's power cord to ensure it is securely connected to an electrical outlet.</li><li>• Ensure the electrical outlet is not controlled by a wall switch.</li><li>• Check the pump's power cord for potential damage such as gouges or cuts, if identified call Mayo Clinic Store immediately for assistance. Do not attempt to repair.</li></ul>
Pump sleeves will not inflate or deflate properly.	<ul style="list-style-type: none"><li>• Check the connection of your sleeve to the lymphedema pump and be sure it is securely in place.</li><li>• If only using the pump on one extremity, make sure the blocker bar is inserted into the proper port(s) on the pump.</li><li>• Check sleeve's connection tubing for kinks or damage. If finding cuts or permanent damage to the connection tubing call Mayo Clinic Store immediately for assistance. Do not attempt to repair.</li></ul>

## SAFE USE INSTRUCTIONS

---

- Never use a lymphedema pump near open or standing water.
- Never use a lymphedema pump if you find a broken, cracked, or frayed power cord.
- Never walk around with lymphedema pump sleeves on.
- Never sleep with lymphedema pump sleeves on.
- Never cover device with a cloth or place against the corner of a wall or other piece of furniture. To maximize airflow always keep the pump in a flat open space.
- Never submerge or saturate the lymphedema pump or the pump sleeves with liquid.
- Lymphedema pumps are not meant to be used in oxygen rich environments. If you are an oxygen user, you may want to address any safety concerns with your oxygen providing durable medical equipment supplier.

## REORDERING SUPPLIES

---

The pump sleeves and tubing connections attached to the sleeves, if cared for properly, should last you a few years. If you find you need product replacements, please contact your local Mayo Clinic Store and ask for reorder information.

## SERVICE LOCATIONS

---

Mayo Clinic Store is available to assist with questions related to your lymphedema pump products. Normal business hours for the Mayo Clinic Stores are Monday through Friday, 8 am–5 pm.

### WISCONSIN

**Eau Claire**

Call 715-838-1815

---