



Community Health Needs Assessment 2025

Mayo Clinic Health System in New Prague



Table of contents

Section 1

- 4 Mayo Clinic Overview
- 6 Mayo Clinic Health System Overview

Section 2

- 8 Summary of Community Health Needs Assessment
- 10 Community Profile
- 14 Assessing the Needs of the Community

Section 3

- 18 Addressing the Needs of the Community
- 25 Available Resources to Meet Health Needs

Section 4

- 26 Evaluation of Prior CHNA and Implementation of Strategy
- 29 Appendices



Mayo Clinic Overview

Mayo Clinic is the largest integrated, not-for-profit medical group practice in the world. With this influence, we are committed to innovating in clinical practice, education and research and providing compassion, expertise and answers to everyone who needs healing.

We are focused on building the future, one where the best possible care is available to everyone, and more people can heal at home. Through our research, we relentlessly pursue breakthroughs that yield earlier diagnoses and new cures.

In 2024, Mayo Clinic cared for patients from every state and 135 countries, covering the full spectrum of patient needs from health information and preventive services to serious and complex care. Mayo Clinic has three destination medical center campuses and several hospitals, with locations in Arizona, Florida, Minnesota and Wisconsin. Further extending our reach, Mayo Clinic provided over a million digital outpatient appointments in 2024, an increase of more than 17% from 2023.



Innovating for new solutions

Mayo Clinic’s unwavering mission is to enhance medical care for the benefit of patients everywhere. Our experts work together to solve patients’ most challenging unmet needs, inspired by our founders’ earliest vision.

Over 150 years ago, brothers Will and Charlie Mayo pioneered an integrated, team-based approach to medicine. Today, that trailblazing spirit drives innovations like Mayo Clinic Platform — a collaborative, digital ecosystem powering new technologies to change how care is delivered everywhere. Mayo Clinic Platform expanded its scope to include data from more than 56 million patients across four continents, enabling solutions that provide earlier, more accurate diagnoses, personalized care, hospital-level care at home and enhanced access to trusted expertise.



Top rankings for quality care

Our commitment to transforming healthcare has earned Mayo Clinic more top rankings for high-quality patient care than any other healthcare organization. This includes more No. 1 rankings than any other hospital from U.S. News & World Report.



Building a healthier world

We think big and act boldly to improve the health of communities. We share our knowledge globally, shape policy and partner with others to create lasting — and much-needed — change for a healthier world.

Mayo Clinic Health System Overview



Mayo Clinic Health System (MCHS) provides quality healthcare to local communities by bringing the Mayo Clinic Model of Care closer to home. MCHS consists of 45 clinics, 16 hospitals and other facilities across multiple communities in Minnesota and Wisconsin. MCHS providers bring the knowledge and expertise of Mayo Clinic to these communities and surrounding areas to ensure our patients receive world-class healthcare. MCHS serves more than 600,000 patients each year and is recognized as one of the most successful community healthcare systems in the U.S.

MCHS is elevating and redefining community and rural healthcare. With more than 100 clinical specialties

(medical and surgical services), patients have access to a full spectrum of healthcare options. To best meet the unique needs of the communities, patients receive quality healthcare at MCHS and have access to highly specialized care at Mayo Clinic’s campus in Rochester, Minnesota.

The Bold. Forward. strategy centers on establishing MCHS as a category-of-one community health system by 2030. This strategic approach focuses on people and communities and is supported by three key pillars: Cure, Connect, and Transform. This framework aims to reimagine care in an evolving healthcare landscape, ensuring that diverse patient needs are met through advanced in-person services and innovative digital solutions.

Mayo Clinic Health System in New Prague (MCHS in New Prague) is a 45-bed, critical-access hospital located in New Prague, Minnesota. It is part of Mayo Clinic Health System in Minnesota, which includes family medicine clinics in Belle Plaine, Montgomery and New Prague, as well as hospitals in Fairmont, Mankato, St. James and Waseca.

Dedicated to putting the needs of our patients first, MCHS in New Prague promotes health and wellness in the community with inpatient and outpatient services and education through blog postings, articles, presentations, staff volunteerism, community giving and charity care.

In 2024, MCHS in New Prague donated over \$746,000 in charity care. The hospital invested \$20,000 in community-based health and wellness programs, including collaborations with New Prague Area Schools, Duck Cup Memorial Fund and the Southern Valley

Alliance. In addition to community-based health initiatives, MCHS in New Prague is in the process of a \$9 million Cancer Center and Infusion Therapy expansion project that will allow for an integrated, full-service Oncology Department offering eight infusion therapy bays and two private rooms, as well as five exam rooms for Oncology and Hematology patients. This space will allow for enhanced patient privacy and improved patient flow and wayfinding.

The organization promoted healthcare careers through collaboration with area schools and supported health-related educational programs to service groups and local organizations on topics such as cancer prevention, mental health and nutrition.

The MCHS Community Health Needs Assessment (CHNA) process advances and strengthens our commitment to health and wellness activities by focusing on high-priority needs in our clinics and communities.



Summary of Community Health Needs Assessment

Mayo Clinic Health System in Minnesota used a systematic process to evaluate the health needs of our communities and determine health priorities.

The primary quantitative input into the assessment and prioritization process was the Southern Minnesota Needs Assessment data report, created by Joe Visker, Ph.D., Minnesota State University Mankato. This report analyzes existing data gathered from various sources, such as census data, government reports, health department statistics and school surveys.

The primary qualitative input into the process was the collection of community input through a key informant survey, where 10 leaders provided input on the top health concerns. Local public health departments reviewed and provided input on the survey questions during the development process. In addition, a community health prioritization activity was held with stakeholders from local government, business and nonprofit leaders, including an in-person community stakeholder prioritization event on April 7, 2025 with over 20 community stakeholders in attendance. Community health surveys distributed by Le Sueur County and Scott County were also reviewed and provided insight.

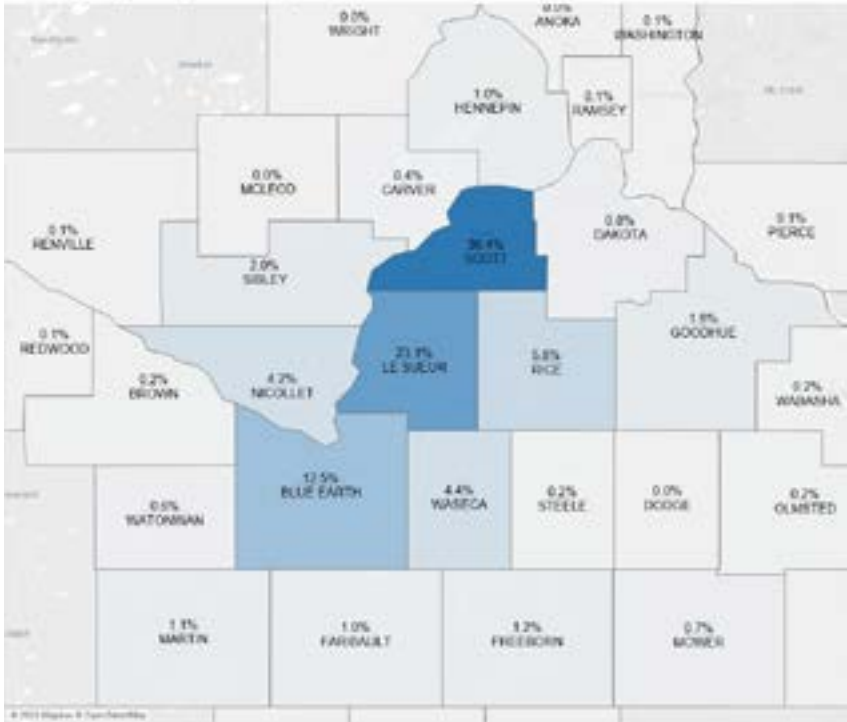


Community Profile

GEOGRAPHIC LOCATION

MCHS in New Prague primarily serves communities in Scott and Le Sueur counties in south-central Minnesota. The main medical campus is in New Prague in Scott County. Scott is a mixed suburban and rural county, while Le Sueur County is rural and agricultural. MCHS in New Prague’s patient base comes from residents in Scott,

Le Sueur, Blue Earth, Rice and Waseca counties. Although MCHS in New Prague serves patients from other counties, the majority are from Scott (36%) and Le Sueur (23%) for a total inpatient base of 59%. For the purposes of this CHNA, the community is defined as Scott and Le Sueur counties.



New Prague Inpatients by Patient County

DEMOGRAPHICS

Population – Number (#) of residents by age (2025 projection)

Source: Minnesota State Demographic Center. (2025). Our projections. Data and reports <https://mn.gov/admin/demography/data-by-topic/population-data/our-projections/>

AREA	SEX	0-17	18-64	65+
Le Sueur	Male	3262	8734	2700
	Female	3086	8222	3048
Scott	Male	19186	50062	10593
	Female	18964	48680	12305

Population by Race – Population by race (#) (individual races identified as one race) (2020)

Source: US Census Bureau. (2025). Selection Map. https://data.census.gov/map/050XX00US27013,27043,27047,27049,27079,27091,27099,27103,27139,27161,27165/DECENNIALSF22010/PCT42?t=001:Race%20and%20Ethnicity&layer=VT_2022_050_00_PY_D1&loc=44.1598;-93.7084,z7.4807

AREA	WHITE ALONE	BLACK OR AFRICAN AMERICAN ALONE	AMERICAN INDIAN AND ALASKA NATIVE ALONE	ASIAN ALONE	NATIVE HAWAIIAN AND OTHER PACIFIC ISLANDER ALONE	SOME OTHER RACE ALONE	TWO OR MORE RACES	HISPANIC OR LATINO
State	4,423,146	398,434	68,641	299,190	2918	168,44	345,721	345,640
Le Sueur	25991	264	102	134	20	700	1463	1872
Scott	117,201	8225	1650	10015	72	4432	9333	9008

Medical Assistance – Average monthly eligible individual by counties (#) (2020)

Source: Minnesota Department of Health. (2023). 2020 Minnesota county health tables. 2020 Data by State, County, and Community Health Board (2/15/2023).

	ALL FAMILIES AND CHILDREN	ADULTS WITH NO CHILDREN	ELDERLY	DISABLED	TOTAL
State	725,932	210,458	66,420	113,155	1,115,965
Le Sueur	680	164	112	102	1058
Scott	14058	3318	989	1764	20129

SOCIAL AND ECONOMIC FACTORS

Poverty - % of individuals with income below poverty (2018-2022)

Source: Minnesota Compass. (2025). Location profiles by county. <https://www.mncompass.org/profiles/county>

AREA	INDIVIDUALS WITH INCOME BELOW THE POVERTY LINE (%)
State	9.6
Le Sueur	7.4
Scott	5.0

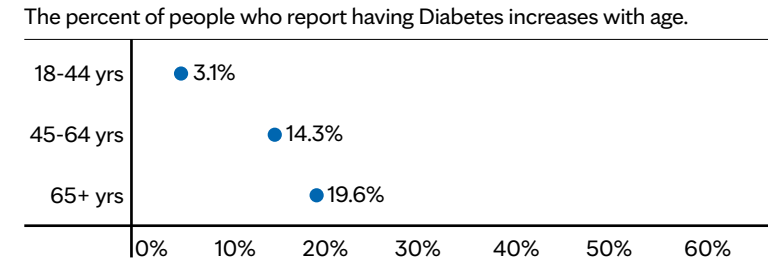
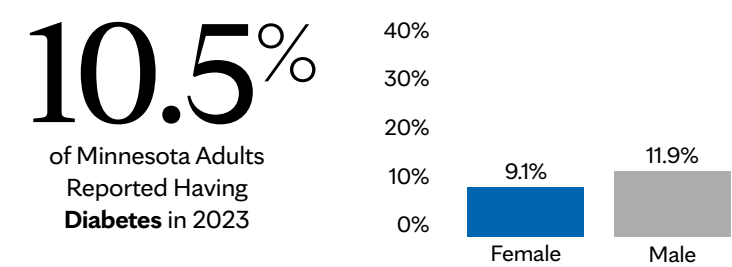
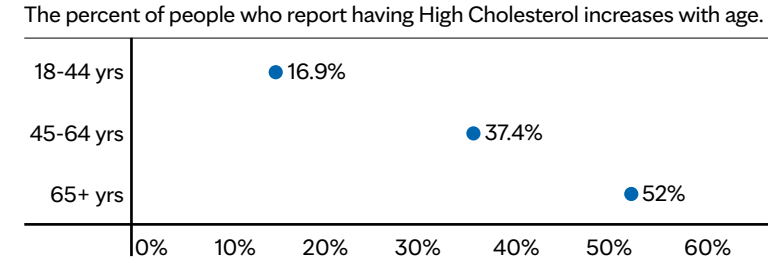
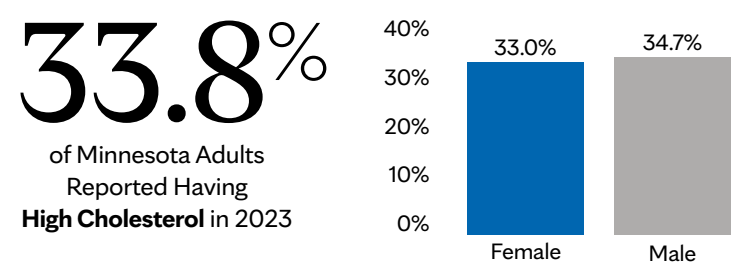
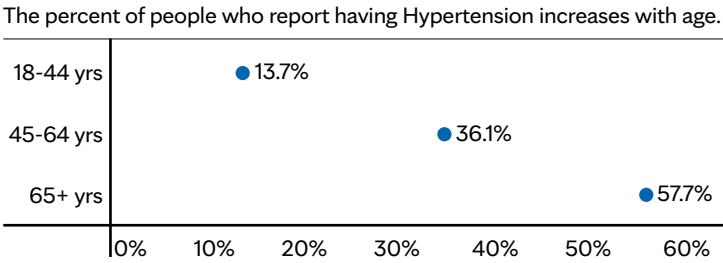
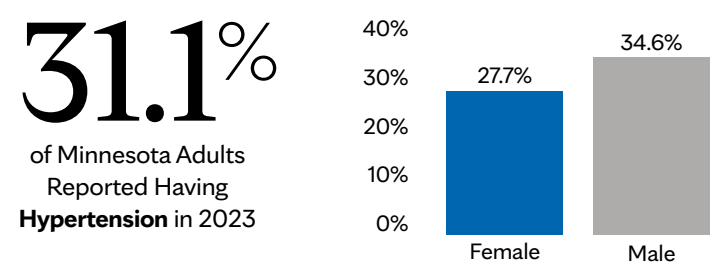
CHRONIC CONDITIONS

Ten Leading Causes of Death – Cause specific death counts (n) (2020)

Source: Minnesota Department of Health. (2023). 2020 Minnesota county health tables. 2020 Data by State, County, and Community Health Board (2/15/2023).

AREA	CANCER (n)	HEART DISEASE (n)	COVID-19 (n)	UN- INTENTIONAL INJURY (n)	ALZHEIMER'S (n)	STROKE (n)	CLRD (n)	DIABETES (n)	CHRONIC LIVER DISEASE (n)	HYPER- TENSION (n)
State	9,940	8,562	5,214	3,308	2,587	2,316	2,211	1,492	895	841
Le Sueur	52	45	19	17	11	5	14	10	4	2
Scott	183	150	64	68	35	35	39	23	21	19

CHRONIC DISEASE PREVALENCE DASHBOARD - MN DEPT. OF HEALTH



Assessing the Needs of the Community

OVERVIEW

In 2022, Mayo Clinic Health System in New Prague identified and prioritized community health needs in Le Sueur and Scott counties through a comprehensive process that included input from local community and organization leaders, public health officials and hospital leadership. The 2022 Community Health Needs Assessment final report has been posted on the Mayo Clinic Health System “Community Health Needs Assessment” internet page for public review and comment. A link for questions and comments was clearly identified on the CHNA report page. However, no comments have been submitted.

In 2025, the Mayo Clinic Health System in Minnesota CHNA process was led by an internal MCHS work group with members from community relations and site leadership; input was provided by Minnesota health system leadership and practice operations. This interdisciplinary work group viewed the community health needs assessment as an opportunity to understand known healthcare needs better and, if possible, identify emerging needs within each of the MCHS communities in Minnesota.

COMMUNITY INPUT

Community input was received at numerous stages and from a variety of levels of leadership throughout the CHNA process. Mayo Clinic Health System in New Prague hosted a community leadership luncheon, which included facilitating a community health prioritization activity, in which 20 attendees participated. In addition, Mayo Clinic Health System sent out key informant surveys to 25 community stakeholders in Le Sueur and Scott counties, receiving 10 responses. Mayo Clinic Health System also reviewed and considered results from recent public health adult community surveys for Le Sueur and Scott Counties.

PROCESS AND METHODS

Quantitative Data

Primary quantitative data was collected and analyzed

by Minnesota State University, Mankato Health Science department, led by Dr. Joseph Visker. Dr. Visker and his team pulled data from a variety of publicly available sources for the 11 regional counties included in the Southwest and Southeast Minnesota assessment. The full data report and all sources are available in the Southern Minnesota Needs Assessment (Appendix A) prepared by Dr. Visker.

Community Input

A key informant survey was sent to community stakeholders, including representatives from traditionally underrepresented, medically underserved, low-income and minority populations. The key informant survey included these questions:

- Name
- Email
- Sector
- County
- Ability to select up to three top health concerns, and asked to share:
 - Concern
 - Who is affected by this concern/issue?
 - Please describe how this issue impacts your community.
 - Contributing factors.
 - Resources available to address.
 - Suggestions.
- Demographics
 - Which gender description best describes you?
 - Age category
 - Race/Ethnicity
 - Additional comments

Mayo Clinic Health System sent out key informant surveys to 25 community stakeholders in Le Sueur and Scott Counties, receiving 10 responses representing education, county public health, city officials, senior resources, and business/employers.

The key concerns were:

TOPIC	#1 CONCERN	#2 CONCERN	#3 CONCERN	TOTAL VOTES
Mental Health	6		2	8
Access	2	1	3	6
Basic Needs	1	2	1	4
Chronic Disease		3	1	4
Substance Use	1	1	1	3
Infectious Disease		1	1	2

County Public Health sent out adult community health surveys in the Fall of 2022. To reduce duplication, local county public health shared results of the adult community health surveys which included information on overall health, chronic health conditions, emotional and mental health conditions, healthcare providers and insurance coverage, preventive care, reasons for not receiving or delaying needed care, nutrition, physical activity, food accessibility and security, alcohol, tobacco and other drugs, overweight and obese, ways to get around, personal and community safety, caregiving, COVID-19, community amenities, and respondent characteristics. These results were reviewed and considered by Mayo Clinic Health System as we selected our community health priorities. These surveys are available in Appendix B.

MCHS New Prague hosted a community leader luncheon on April 7, 2025. One of the goals of the luncheon was to ask stakeholders to prioritize community health needs. Data slides were presented on these topics:

- Mental health
- Substance Use
- Maternal and child health
- Access to healthcare and community services
- Infectious disease
- Chronic conditions
- Basic needs that influence health

Attendees were then given three dots to place on posters representing each category. The green dot was to represent their number one priority area, and the two blue dots were their second and third priority areas. Attendees were to draw on the data and their experiences in and knowledge of the community to vote for three priority areas they’d suggest Mayo Clinic Health System focus on in the next three years.

Priority selection considerations were also shared, including the size of the problem, availability of solutions, effectiveness of health interventions to impact the problem, seriousness of the problem, potential to positively impact health disparities and momentum in the community.

The New Prague meeting had 20 people voting. Organizations represented included county public health, representatives from medically underserved, low-income and minority populations, government, education, business and more:

- Duck Cup Memorial*
- Lonsdale Chamber of Commerce
- New Prague Area Schools*
- Montgomery Chamber of Commerce
- Le Sueur County Public Health*
- City of Lonsdale*
- Tri-City United Schools*

- New Prague Chamber of Commerce
- Peace Center Food Shelf*
- Scott County Public Health*
- Southern Valley Alliance*
- Autowash Systems, Inc.
- American Family Insurance

*Denotes organizations that work with and would provide input related to community members from medically underserved, low-income or minority populations.

The top health priorities were:

HEALTH PRIORITY	1ST CHOICE VOTE	VOTE	TOTAL VOTES
Access to Health Care & Community Services	0	6	6
Mental Health	11	6	17
Basic Needs that Influence Health	2	12	14
Substance Use	0	7	7
Chronic Conditions	7	9	16
Maternal and Child Health	0	0	0
Infectious Disease	0	0	0
Something Else	0	0	0

Participants were then asked to select one of the top three results, access to healthcare and community services, mental health or basic needs that influence health, and work as a table to answer these questions:

- Which information stands out to you?
- Which findings align with what you already know about residents?
- What opportunities or potential barriers do you see in addressing this health concern?

Participants were informed of the next steps and how their feedback would be considered as priorities were selected. Feedback from this session can be found in Appendix C.



Photos from New Prague meeting.

Addressing the Needs of the Community

After completing an extensive analysis of the data available and community input, the top community health needs were identified by MCHS in New Prague. Each of these focus areas is equally important; however, they have been ranked by priority:

These top three health priorities are:

- 1 **Mental Health**
- 2 **Access to Care**
- 3 **Basic Needs that Influence Health**



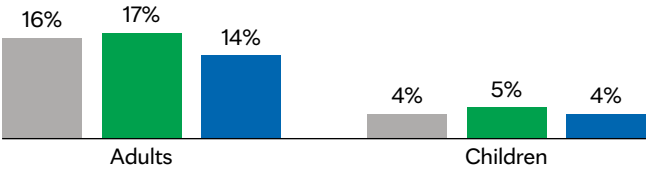
MENTAL HEALTH

This focus area refers to the services and support needed to address how we think, act and feel as we cope with life. Mental health is essential for personal well-being, caring for family, interpersonal relationships

and meaningful contributions to society. Mental health conditions may include, but are not limited to, depression, anxiety and post-traumatic stress disorder. This focus area will also include substance use.

Mental Health


Prevalence of **depression** among working age adults (18-64) and children (0-17)



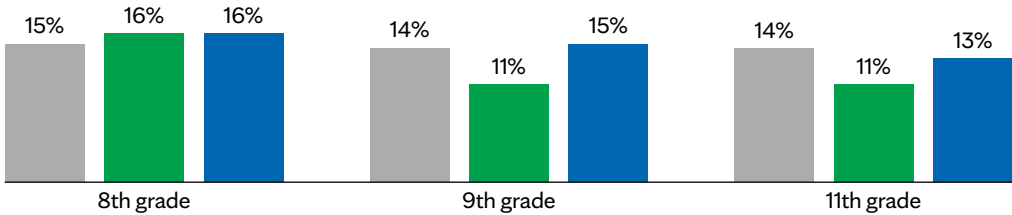
Minnesota Le Sueur County Scott County

Source: Minnesota Electronic Health Records Consortium, Health Trends Across Communities, 2023.

Prevalence of **suicidal ideation or recent attempt** among working age adults (18-64) and children (0-17)



Suicidal ideation among secondary students, 2022



Minnesota Le Sueur County Scott County

Source: Minnesota Student Survey

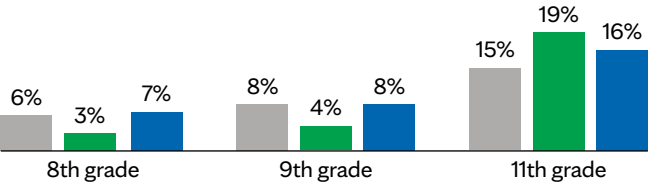
Mental Health Problems - % of students who report any long-mental health, behavioral, or emotional problems last 6 months or more (2022)

Source: Minnesota Department of Education. (2025). Minnesota student survey reports: 2013-2022. <https://public.education.mn.gov/MDEAnalytics/DataTopic.jsp?TOPICID=242>

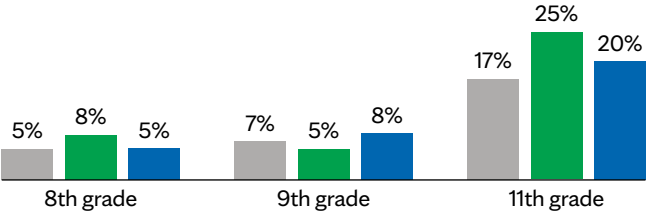
AREA	MENTAL, BEHAVIORAL, OR EMOTIONAL PROBLEMS – 8TH GRADE (%)	MENTAL, BEHAVIORAL, OR EMOTIONAL PROBLEMS – 9TH GRADE (%)	MENTAL, BEHAVIORAL, OR EMOTIONAL PROBLEMS – 11TH GRADE (%)
State	25.8	28.2	32.7
Le Sueur	19.3	27.3	34.9
Scott	27.3	27.9	31.7

Substance Use

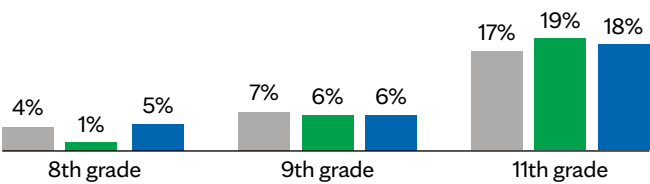
Secondary students that report **tobacco** use in the past **month**, 2022



Secondary students that report **alcohol** use in the past **month**, 2022



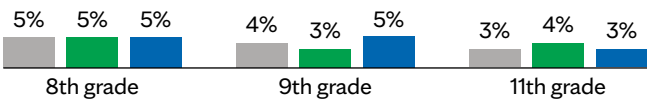
Secondary students that report **marijuana** use in the past **year**, 2022



Minnesota Le Sueur County Scott County

Source: Minnesota Student Survey

Secondary students that report **opioid** use in the past **year**, 2022



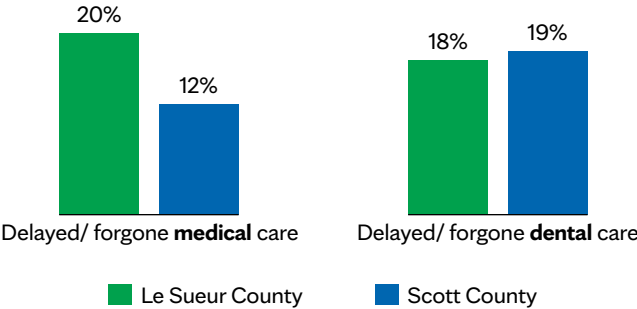
ACCESS TO CARE

This focus area refers to the ability and ease of accessing healthcare and community services. Access to care considers barriers such as transportation, knowledge and education of available services, and ease of accessing care through outreach and virtual options. By focusing

on access, we aim to reduce disparities, improve health outcomes, and ensure that every person—regardless of background or circumstance—can live a healthier, more empowered life.

Access to Health Care & Community Services

Residents reported that they delayed or did not receive health care they thought they needed



Source: Community Health Survey, 2021-2023

TOP REASONS FOR DELAYED OR FORGONE CARE

- I didn't think it was serious enough.
- I had other family commitments.
- It costs too much or I didn't have insurance.



There is **1 dentist** for every...

- 1,290 Minnesotans
- 3,240 Le Sueur County residents
- 2,150 Scott County residents



There is **1 mental health provider** for every...

- 300 Minnesotans
- 2,080 Le Sueur County residents
- 790 Scott County residents

Source: County Health Rankings and Roadmaps

BASIC NEEDS THAT INFLUENCE HEALTH

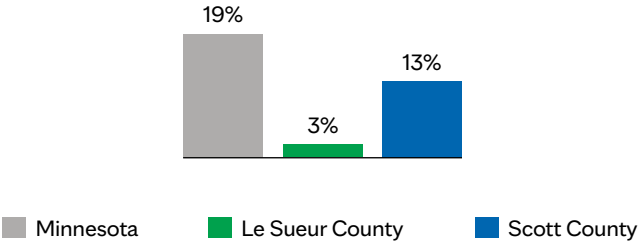
This focus area refers to the non-medical factors that influence health outcomes. These conditions are the conditions in which people are born, grow, work, live, and age—examples include access to food and housing. Addressing a patient's basic needs has been shown to improve their health outcomes.

Basic Needs that Influence Health

Of the 5,807 New Prague Mayo Clinic Health System patients surveyed between January 2024 and January 2025...



Percent of residents **eligible for Medical Assistance**, 2020



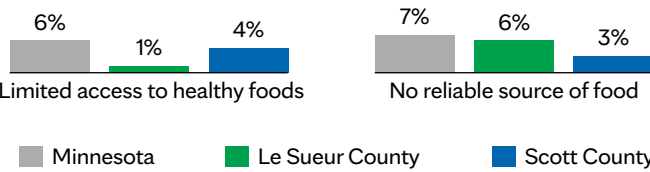
Source: Minnesota Department of Health County Health Tables

In the past year, adults that...



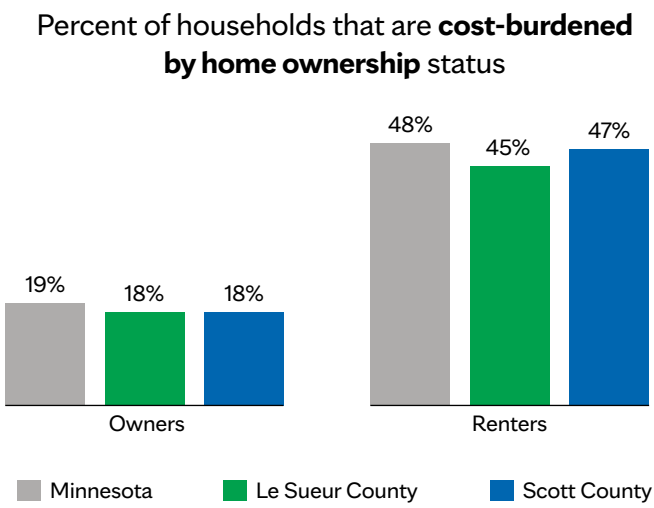
Source: Adult Health Survey, 2023
*Data unavailable in Scott County.

Percent of residents that experience the following...



Source: County Health Rankings and Roadmaps, 2019 and 2021.

Available Resources to Meet Health Needs



PRIORITIZATION PROCESS AND CRITERIA

Data analysis indicated significant community needs, including mental health, substance use, maternal and child health, access to healthcare and community services, infectious disease, chronic conditions and basic needs that influence health.

When asking for prioritization of these needs, the following priority selection considerations were shared, which included: size of the problem, availability of solutions, effectiveness of health interventions to impact the problem, seriousness of the problem, potential to positively impact health disparities and momentum in the community.

The Mayo Clinic Health System Minnesota Administrative Leadership Team, made up of practice operations and nursing leaders, presented background information on the CHNA process, initial assessment outcomes and top community health themes based on the criteria provided at the meeting on June 19, 2025. Over 100 Mayo Clinic Health System Minnesota leaders were part of this meeting. The group was supportive of the priority recommendations of mental health, access to care and basic needs that influence health as the selected health concerns for 2026-2028. The group was also asked to

provide feedback via Forms on any projects or initiatives they are involved with that would fit under these priority needs to help identify strategies and tactics.

The Mayo Clinic Health System Minnesota Executive Operating Team, made up of top MCHS Minnesota executives, was presented with the priorities for a vote on July 23, 2025. 10 voting members were present. The group was presented with background information on the CHNA process, initial assessment outcomes and top community health themes based on the criteria provided. Dr. Ghosh, Vice President, Mayo Clinic Health System in Minnesota, made a motion to approve the priorities of mental health, access to care and basic needs that influence health as the selected health concerns for 2026-2028. All voted in favor. There was no opposition, and the motion passed.

Other needs that were strongly considered were substance abuse and chronic disease. These needs will be addressed through our selected health concerns – mental health, access to care and basic needs that influence health - but given limited resources and other organizations working to address these other needs, they will not be addressed as selected health concerns in this report.

Mental health:

Mental Health:

- Scott County Mental Health Center
- Anchor Center
- South Metro Round Table
- Scott County Crisis Response
- Open Counseling
- Horizon Homes South Central Crisis Center
- Le Sueur County Human Services Adult and Children’s Mental Health Services
- Le Sueur County Children’s Mental Health Crisis Response
- South Central Mobile Crisis Team
- Secure Base Counseling Center
- Inspire Services, LLC
- Behavioral Health Services, LLC
- The Jonas Center

Access to Care:

- Dental Care, includes, but not limited to Open Door Health Center, New Prague Dental Center, Main Street Dental and Dental on First.
- Medical Care, including, but not limited to Open Door Health Center, Parkview Medical Clinic, and River Valley Health Services.

- Transportation assistance, including, but not limited to, Scott County Smart Link, Minnesota Valley Transit Authority, and Hop Scott.
- Vision Care, including, but not limited to Goldsmith Eye Care, Southwest Eye Care, New Prague and Edina Eye.
- Help pay for health care, including, but not limited to, emergency medical assistance, the Minnesota family planning program, Sage, community alternative care waivers and the prescription savings program.

Basic Needs that Influence Health:

- Food assistance, including, but not limited to, New Prague Peace Center, Rotary Peace Garden and Salvation Army.
- Housing assistance, including, but not limited to, Minnesota Valley Action Council, Scott County CDA and CAP Agency.
- Substance use, including, but not limited to, Chemical Dependency Intake with Le Sueur County HHS, and Minnesota Recovery Connection.
- Financial strain, including, but not limited to, county Human Services departments, Minnesota Department of Human Services, Minnesota Valley Action Council and Salvation Army.

Evaluation of Prior CHNA and Implementation Strategy

Impact of 2022-2024



Prioritized health needs from the 2022 CHNA included:

- Mental Health
- Addressing social determinants of health

Updates on strategy accomplishments

Below are some of the key implementation actions taken to address the prioritized health needs from the 2022 CHNA. The intended impact of committing financial and human resources to conduct such actions was to provide awareness, education, and assistance to the community to reduce occurrences of issues related to mental health and social determinants of health.

Mental Health

- MCHS social work representative on the Scott County Mental Health Advisory Council that meets quarterly.
- Collaborated with New Prague Area Schools and Cleveland Schools to host Wellness Week with four elementary schools (over 2,1000 students) annually to reinforce healthy habits at school and home.
- Provided over \$15,000 in grants to community organizations promoting mental health and well-being, such as Duck Cup Memorial Fund and Girls on the Run.

- Created “Journey to Wellness,” a free yearlong, virtual, self-guided program designed to help make the wellness journey easier. 24 topics throughout two years. Individuals or businesses can sign up for a monthly toolkit that has a different topic with resources like blogs, videos, printable education and activities. There were 3,500 program participants in Southern Minnesota.

Addressing social determinants of health

- Provide space and volunteers for the Peace Center Food Shelf on the MCHS – New Prague campus. The Peace Center helps to reduce food insecurity in the New Prague area. MCHS – New Prague contributed \$10,800 of in-kind space support annually and \$14,400 in-kind service support annually.
- Provide in-kind space once a month to Children’s Dental Services to provide services at MCHS Belle Plaine clinic to make access easier for patients. In-kind space is valued at \$782 annually.
- Provided over \$16,000 in grants to community organizations addressing social determinants of health, such as Southern Valley Alliance, Tree House of Scott County and Aging Services of Communities.

Appendices

Appendix A – [Southern MN Needs Assessment](#)

**Appendix B – [Le Sueur County Adult Community Survey](#)
[New Prague Community Event Feedback](#)**

Imagery is copyright Mayo Clinic, Getty Images, Shutterstock, or approved for use.

[mayoclinic.org](https://www.mayoclinic.org)

©2025 Mayo Foundation for Medical Education and Research. All rights reserved. MAYO, MAYO CLINIC and the triple-shield Mayo logo are trademarks and service marks of MFMER.

[Learn more online at mayoclinic.org](https://www.mayoclinic.org)

MC4776-09